



Genoa OHV Trail

TRAILS

-  Genoa OHV Trail (open to Class 2 ATVs)
-  Gilbert OHV Trail (open to Class 2 ATVs)

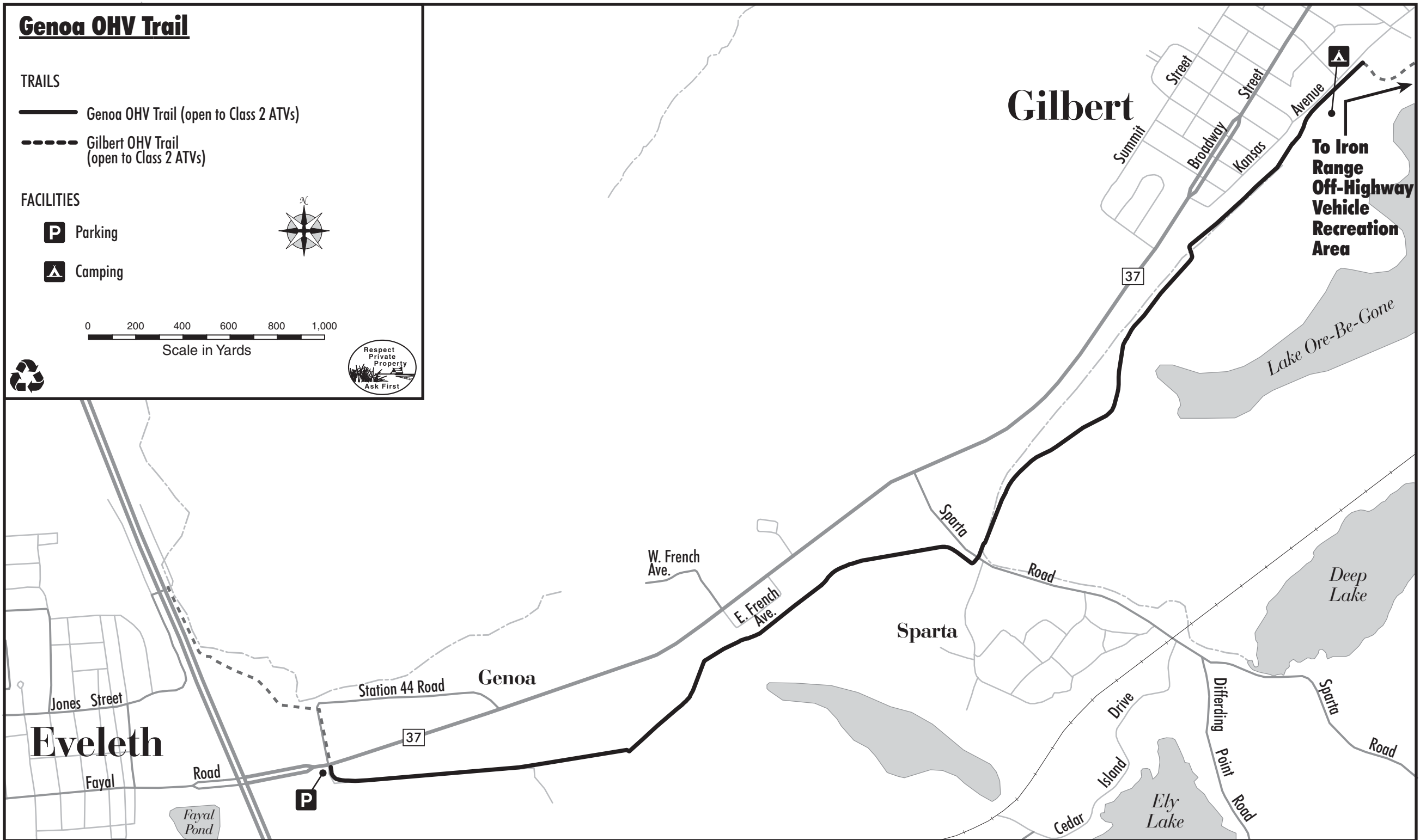
FACILITIES

-  Parking
-  Camping



0 200 400 600 800 1,000

Scale in Yards



Genoa OHV Trail



ATV/OHM Use Only



General rules and restrictions

For more detailed information on rules and restrictions, please refer to the booklet **Off-Highway Vehicle Regulations**. To receive a free copy call the DNR Information Center at 1-888-MINNDNR or (651) 296-6157.

In general you may operate an off-highway vehicle:

- On your own land.
- On private land with the landowner's permission.
- On frozen waters where you have legal access (if not restricted by law or local ordinances).
- On land posted with signs specifically permitting the use of off-highway vehicles.

You may not operate an off-highway vehicle:

- On the median of a four-lane highway.
- Within the right-of-way of any interstate highway
- At airports.
- In any state park, state recreation area, state historic site, Wildlife Management Area or state Scientific and Natural Area with the exception of posted trails and areas.
- On any frozen waters where you don't have legal access.
- In any areas restricted by local ordinances or municipalities.
- In a tree nursery or planting area.

What are you riding?

Not all off-highway motor vehicles can be ridden on all trails. The following descriptions can help you be certain that what you're riding is permitted on the trail you chose.



ATVs - All-Terrain Vehicles are motorized, flotation-tired vehicles with at least three, but no more than six low pressure tires, with an engine displacement of less than 800 cubic centimeters and total dry weight of less than 900 pounds. ATVs with a total dry weight of more than 900 pounds are classified as ORVs.



OHMs - Off-Highway Motorcycles are vehicles traveling on two wheels that have a seat or saddle designed to be straddled by the operator and have handlebars for steering control. Motorcycles may be legal for highway use and still considered to be OHMs if used for off-highway operation on trails or natural terrain.



ORVs - Off-Road Vehicles are motorized, recreational vehicles capable of cross-country travel on natural terrain, such as four-wheel-drive trucks or ATVs over 900 pounds.

For More Information

Find The Trails
.com



Before you go...

A little planning will go a long way to ensure a safe and enjoyable riding experience. Remember to wear appropriate protective gear, review the current *Off-Highway Vehicle Regulations*, and keep your vehicle in good operating condition. Inexperienced riders should take a certified training course and understand the safety features of their vehicles before going out on trails.

The Genoa OHV Trail

The Genoa OHV Trail is a 3.5 mile OHV Trail that connects local communities and services to the Iron Range Off-Highway Vehicle Recreation Area. This trail is open to ATVs (both class 1 and class 2) and OHMs from (date) to (date).

Nearby Facilities: in Eveleth

In Gilbert

Directions / Parking: Parking is located at the southeast corner of the intersection of Highways 53 and 37 near Eveleth.

Safety First!

- Read the owner's manual and know your vehicle.
- Check your vehicle before you ride.
- Wear appropriate protective equipment and clothing.
- Don't lend your vehicle to unskilled riders.
- Supervise young or inexperienced riders.
- Never carry a passenger on vehicles intended for one person.
- Ride straight--no alcohol or drugs.
- Let trail conditions determine safe speeds.
- Stay to the right on trails.
- Stay away from open water, thin ice and wetlands
- Know the weather forecast.
- Use your headlight and make sure your taillight is working.
- Maintain safe distances when riding with others.
- Reduce your speed when riding at night.
- Yield to other motor vehicles and trail users.
- Young or beginning riders should take an all-terrain vehicle or off-highway motorcycle safety training course offered by the DNR.

What's New?

In 2003, the use of off-highway vehicles (OHVs) was banned in certain types of wetlands. The 2004 Legislature removed portions of that broad ban, and added new restrictions on where OHVs can travel. The new law does not differentiate between public and private wetlands in restricting OHV operation. It attempts to rely less on a recreational rider's knowledge of various wetland types and to make the rider generally more cautious of traveling on any wetland that is not part of an approved trail system. In addition, it allows exemptions for non-recreation use of OHVs in public waters and wetlands for various work-related activities.

Trail difficulty ratings



Easiest



More Difficult



Most Difficult



Yellow directional arrows are placed along the trail.

Genoa OHV Trail is classified as



Easiest



© 2008, State of Minnesota, Department of Natural Resources • This publication is available in alternative format • Printed on recycled paper.

Check the DNR's website for the latest information about regulations and safety training courses. Contact local trail office prior to your visit to be aware of current trail conditions.

Visitor Information

Department of Natural Resources Information Center
(651) 296-6157 (metro area & outside MN)
1-888-MINNDNR / 1-888-646-6367 (MN toll free)

TDD (Telecommunications Device for Deaf)
(651) 296-5484 (metro area)
1-800-657-3929 (MN toll free)

www.dnr.state.mn.us or www.findthetrails.com

Trail Area Information

MN DNR - Tower Area
(218) 753-2580

**If you have a medical emergency please
DIAL 911**