




**Alborn-Pengilly
Railroad ATV Trail**

TRAILS
 ----- Alborn-Pengilly
 Railroad ATV
 (open to Class 2 ATVs)

FACILITIES

-  Campsites
-  Picnic Area
-  Parking



Alborn-Pengilly Railroad ATV Trail



ATV Use Only



The Alborn Pengilly Railroad ATV Trail

is 42 miles long, following an abandoned railroad grade between Alborn, in St. Louis County, and Pengilly, in Itasca County. The trail has been developed and maintained by the Range Riders ATV Club.

Some improvements have been made using Grant-In-Aid funds generated by Off-Highway Vehicle (OHV) registration fees and a portion of Minnesota's gas tax that has been set aside for OHV recreation.

Open for ATV use from April 1 to November 30.

Nearby Facilities: in Meadowlands and Pengilly in Alborn in Silica.

Directions/Parking: North access in Pengilly, off Highway 169, go 1/2-mile south on Highway 65, access to the trail is on the right. South access in Alborn, off Highway 7.

**Alborn Pengilly Trail
is classified as**



Easiest

General rules and restrictions

For more detailed information on rules and restrictions, please refer to the booklet **Off-Highway Vehicle Regulations**. To receive a free copy call the DNR Information Center at 1-888-MINNDNR or (651) 296-6157.

In general you may operate an off-highway vehicle:

- On your own land.
- On private land with the landowner's permission.
- On frozen waters where you have legal access (if not restricted by law or local ordinances).
- On land posted with signs specifically permitting the use of off-highway vehicles.

You may not operate an off-highway vehicle:

- On the median of a four-lane highway.
- Within the right-of-way of any interstate highway
- At airports.
- In any state park, state recreation area, state historic site, Wildlife Management Area or state Scientific and Natural Area with the exception of posted trails and areas.
- On any frozen waters where you don't have legal access.
- In any areas restricted by local ordinances or municipalities.
- In a tree nursery or planting area.

Safety First!

- Read the owner's manual and know your vehicle.
- Check your vehicle before you ride.
- Wear appropriate protective equipment and clothing.
- Don't lend your vehicle to unskilled riders.
- Supervise young or inexperienced riders.
- Never carry a passenger on vehicles intended for one person.
- Ride straight--no alcohol or drugs.
- Let trail conditions determine safe speeds.
- Stay to the right on trails.
- Stay away from open water, thin ice and wetlands
- Know the weather forecast.
- Use your headlight and make sure your taillight is working.
- Maintain safe distances when riding with others.
- Reduce your speed when riding at night.
- Yield to other motor vehicles and trail users.
- Young or beginning riders should take an all-terrain vehicle or off-highway motorcycle safety training course offered by the DNR.

What are you riding?

Not all off-highway motor vehicles can be ridden on all trails. The following descriptions can help you be certain that what you're riding is permitted on the trail you chose.

ATVs - All-Terrain Vehicles are motorized, flotation-tired vehicles with at least three, but no more than six low pressure tires, with an engine displacement of less than 800 cubic centimeters.

Class 1 ATVs have a total dry weight of less than 900 pounds.

Class 2 ATVs have a total dry weight of between 900 and 1,500 pounds.

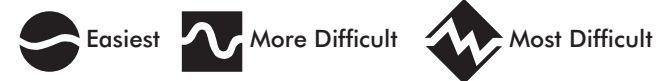
OHMs - Off-Highway Motorcycles are vehicles traveling on two wheels that have a seat or saddle designed to be straddled by the operator and have handlebars for steering control. Motorcycles may be legal for highway use and still considered to be OHMs if used for off-highway operation on trails or natural terrain.

ORVs - Off-Road Vehicles are motorized, recreational vehicles capable of cross-country travel on natural terrain, such as four-wheel-drive trucks or ATVs over 1,500 pounds.

What's New?

In 2003, the use of off-highway vehicles (OHVs) was banned in certain types of wetlands. The 2004 Legislature removed portions of that broad ban, and added new restrictions on where OHVs can travel. The new law does not differentiate between public and private wetlands in restricting OHV operation. It attempts to rely less on a recreational rider's knowledge of various wetland types and to make the rider generally more cautious of traveling on any wetland that is not part of an approved trail system. In addition, it allows exemptions for non-recreation use of OHVs in public waters and wetlands for various work-related activities.

Trail difficulty ratings



**Yellow directional arrows
are placed along the trail.**

For More Information

Find The Trails
.com



Before you go...

A little planning will go a long way to ensure a safe and enjoyable riding experience. Remember to wear appropriate protective gear, review the current *Off-Highway Vehicle Regulations*, and keep your vehicle in good operating condition. Inexperienced riders should take a certified training course and understand the safety features of their vehicles before going out on trails.

Check the DNR's website for the latest information about regulations and safety training courses. Contact local trail office prior to your visit to be aware of current trail conditions.

Visitor Information

Department of Natural Resources Information Center
(651) 296-6157 (metro area & outside MN)
1-888-MINNDNR / 1-888-646-6367 (MN toll free)

TDD (Telecommunications Device for Deaf)
(651) 296-5484 (metro area)
1-800-657-3929 (MN toll free)

www.dnr.state.mn.us or www.findthetrails.com

Trail Area Information

Margaret Barr, Trail Administrator
(218) 263-5367

**If you have a medical emergency please
DIAL 911**



© 2008, State of Minnesota, Department of Natural Resources • This publication is available in alternative format • Printed on recycled paper.